



# *Signature*

IRON DOORS

*Quality | Style | Craftsmanship*

WWW.SIGNATUREIRONDOORS.COM



*ur ornamental iron doors have elegance written all over them*


Why settle for an ordinary iron door when you can have one that will make a statement of class, taste and elegance? *Signature* ornamental iron doors do. With many years in the building and construction industry, we know what high-end customers demand from a product and a company, and we deliver it. *Signature* offers an extensive selection of ornamental iron residential entry doors in both standard and custom sizes and designs, as well as ornamental iron garage doors. As one of the nation's largest manufacturers of iron doors, our products are sold through a network of dealers with distribution throughout the country. So finding one in your area is easy.



*Corsica*



*Medina*



*Ashville*



*Sedona*



*Siena*



*Cortina*



*Montecito*




*Before*



*After*



*After*



*Before*



*Medina*



*Venetian*



## *Make every opening a grand one*

When you compare a *Signature* ornamental iron door for your home with others on the market, you'll see why there's no other choice. Simply put, they're better designed and constructed — for the more particular customer. Most manufacturers take different pieces of hollow tube and add them together to make their doors and frames. *Signature* iron doors are made out of one piece heavy-duty, 14-gauge steel, rolled and formed for consistency, strength and beauty. This allows us to ensure accuracy without excessive welding and filling the gaps with unsightly fillers that breakdown over time. Our doors feature a superior finish than those of other manufacturers. Each door gets a durable zinc epoxy primer to virtually eliminate rust, then an epoxy paint coating before we hand-apply a distinctive, oil-rubbed bronze, faux finish for the strongest, most durable finish available. Whether it's exposed to sun and heat of Arizona or wind and ocean spray on the coast of Maine, or the snow of the Colorado Rockies, it will hold up to the rigors of any environment.



Besides being better built, our doors outperform the competition. Our glass door panels are independently hinged and feature a sloped, double seal so water will run off instead of pooling, creating potential water penetration. We've also integrated a threshold into the door to ensure a proper seal at all times, no matter the construction application.

Installation holes are discreetly located in the jam which makes for a cleaner install and trim out for drywall, stucco, brick or stone — whatever your interior or exterior application.

How long will your *Signature* iron door last? It will outlive you! Once installed and secured properly, our doors are virtually maintenance free. You'll never have to do anything other than spray it off with a little soap and water to keep it clean. It's that easy.

Each of our customers is a unique individual. We take that into consideration along with your architectural needs when designing a residential entry door for you. Our goal is to create one that

complements your home and lifestyle. We have several different options to choose from. Above all, we haven't lost the art of doing things by hand. As a discerning homeowner, you'll see the difference the first time you look at our doors.

*Signature* offers several handle designs and glass options for your selection. We provide a full, five-year warranty that covers the construction and finish.









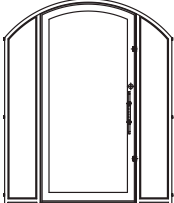

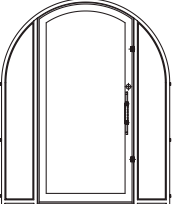




*With many years in the building and construction industry,  
Signature knows what high-end customers demand and we deliver*



*Signature*



# Sizes

STYLE	#	FRAME SIZE	STYLE	#	FRAME SIZE
	SD38A	38 x 98		SD48T	50 x 121 x 115
	SD48A	50 x 98		SD49T	50 x 133 x 127
	SD49A	50 x 110			
	SD38B	38 x 98 x 92		SD68A	74 x 98
	SD48B	50 x 98 x 92		SD69A	74 x 110
	SD49B	50 x 110 x 104			
	SD38C	38 x 98		SD68B	74 x 98
	SD48C	50 x 98		SD69B	74 x 110
	SD49C	50 x 110		SD610B	74 x 120
	SD49BS	78 x 110 x 92		SD68T	74 x 121
	SD410BS	78 x 120 x 102		SD69T	74 x 133
	SD49CS	78 x 110		SD69C	74 x 110
	SD410CS	78 x 120		SD610C	74 x 120
	SD48BT	78 x 111		SD49BS-T	78 x 140 x 122
	SD49BT	78 x 123		SD410BS-T	78 x 150 x 132
	SD48CT	78 x 111			
	SD49CT	78 x 123			





# Valencia




*Signature doorframes are made out of a single piece of steel that is folded and formed to perfection for consistency, strength and beauty. There's no putty or fills.*




VALENCIA  
SD48C



VALENCIA  
SD48B




VALENCIA  
SD69C




VALENCIA  
SD69B




VALENCIA  
SD410C-S



VALENCIA  
SD410B-S



VALENCIA  
SD49C-T



VALENCIA  
SD49B-T




# Styles

SD49B-T • 78" x 124"




ASHVILLE



CALABRIA




CASTILLO



CATALINA




CORSICA



CORTINA



MEDINA



MESSINA




MILAN



MONTECITO




SEDONA



SIENA



SCOTTSDALE



VALENCIA



VENETIAN



WINDSOR

QUALITY | STYLE | CRAFTSMANSHIP

# Styles

SD48A • 50" x 98"



ASHVILLE



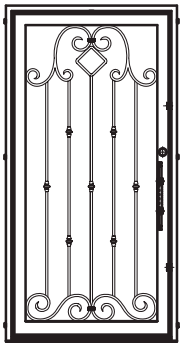
CALABRIA




CASTILLO



CATALINA



CORSICA



CORTINA




MEDINA



MESSINA



MILAN




MONTECITO



SEDONA



SIENA



SCOTTSDALE



VALENCIA



VENETIAN



WINDSOR





Signature



# *How to quickly become the envy of the neighborhood*

When you put *Signature* ornamental iron doors on your garage, don't be surprised if traffic stops and people ask, "Where did you get that?!" That's how striking and unique our doors are. Featuring complimentary designs that integrate with our entry doors, our garage doors feature the same rolled, formed steel to ensure exactness and precision. Built to fit standard garage sizes, we take the effort to build each door one at a time. The panels are constructed with 18-gauge, rolled and formed steel for strength and durability, and are urethane foam insulated to fight off the elements and provide a lifetime of smooth, quiet operation. Each door gets a durable epoxy zinc primer to virtually eliminate rust, then an epoxy paint coating before we hand-apply a distinctive, oil-rubbed bronze, faux finish. The ornamental iron scrollwork is all hand cast aluminum to ensure lighter weight and intricate detailing. We've even made our doors light enough to open with standard garage door openers, so you'll never have to order a specialty product. What does it all add up to? *Signature* ornamental iron garage doors are such one-of-a-kind products that you'll be the envy of the neighborhood.






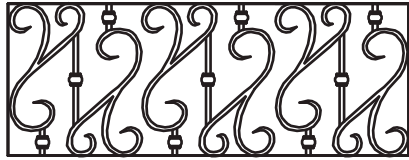
*Signature iron garage doors are designed to integrate with our entry door program. You won't find a more stunning garage door anywhere.*



# Estate Series




MILAN




ASHVILLE




CATALINA



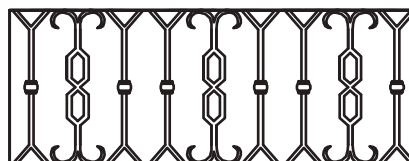
CORTINA




# Classic Series



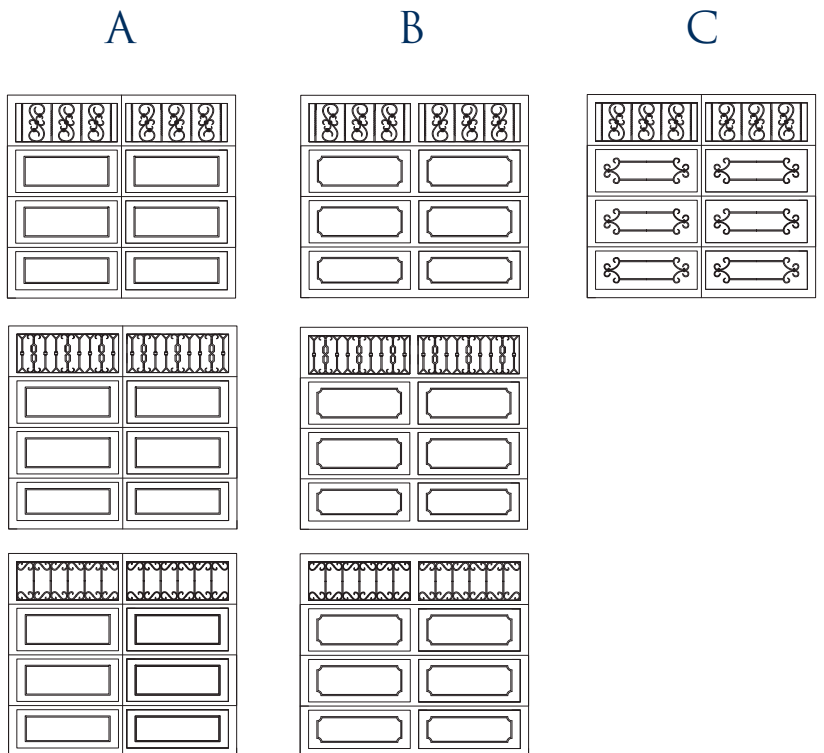
MONTECITO




CASTILLO




CORSICA





*Most manufacturers use automotive grade paint to finish their doors.*

*Signature uses a much more durable, epoxy zinc primer coating to virtually eliminate rust, with an epoxy paint on top.*



*Signature Iron Doors are insulated and surpass all weather conditions.*





*One of the nation's largest manufacturers of iron doors, Signature Iron Doors are sold and serviced through a network of authorized dealers throughout the country. So it's really easy to find one in your area.*

*Your local dealer is:*

**Corporate Office**  
465 East Chilton Drive, Suite #5  
Chandler, Arizona 85225 USA  
(480) 388-3535  
[www.SignatureIronDoors.com](http://www.SignatureIronDoors.com)

©2011 Signature Iron Doors. All rights reserved.